

Signify Classified - Internal
Cooper Lighting Solutions Photometric Lab
1121 Highway 74 South
Peachtree City, GA 30269



Scaled data based on original data using
LM-79-08 Approved Method: Electrical and Photometric Measurements of Solid-
State Lighting Products

Test Report Prepared for
Cooper Lighting Solutions
(formerly Eaton)

Brand: INVUE

Report Number: P868468

Luminaire Tested: **EMM2-HTN-SA2A-740-U-T2U**

Issue Date: 08/22/2024



Test Information

Test Method: LM-79-08
Report Number: P868468
Test Lab: INNOVATION CENTER(G3)
Issue Date: 08/22/2024
Manufacturer: COOPER LIGHTING SOLUTIONS (FORMERLY EATON)
Product Line: INVUE
Catalog Number: EMM2-HTN-SA2A-740-U-T2U
Description: EPIC MODERN TALL HOUSING DISCRETE LED ARRAYS 70W 70CRI 4000K
FIXTURE w/ TYPE II URBAN DISTRIBUTION OPTIC
Light Source: (20) 4000K CCT, 70 CRI LEDS
Ballast/Driver: ELECTRONIC DRIVER

Summary

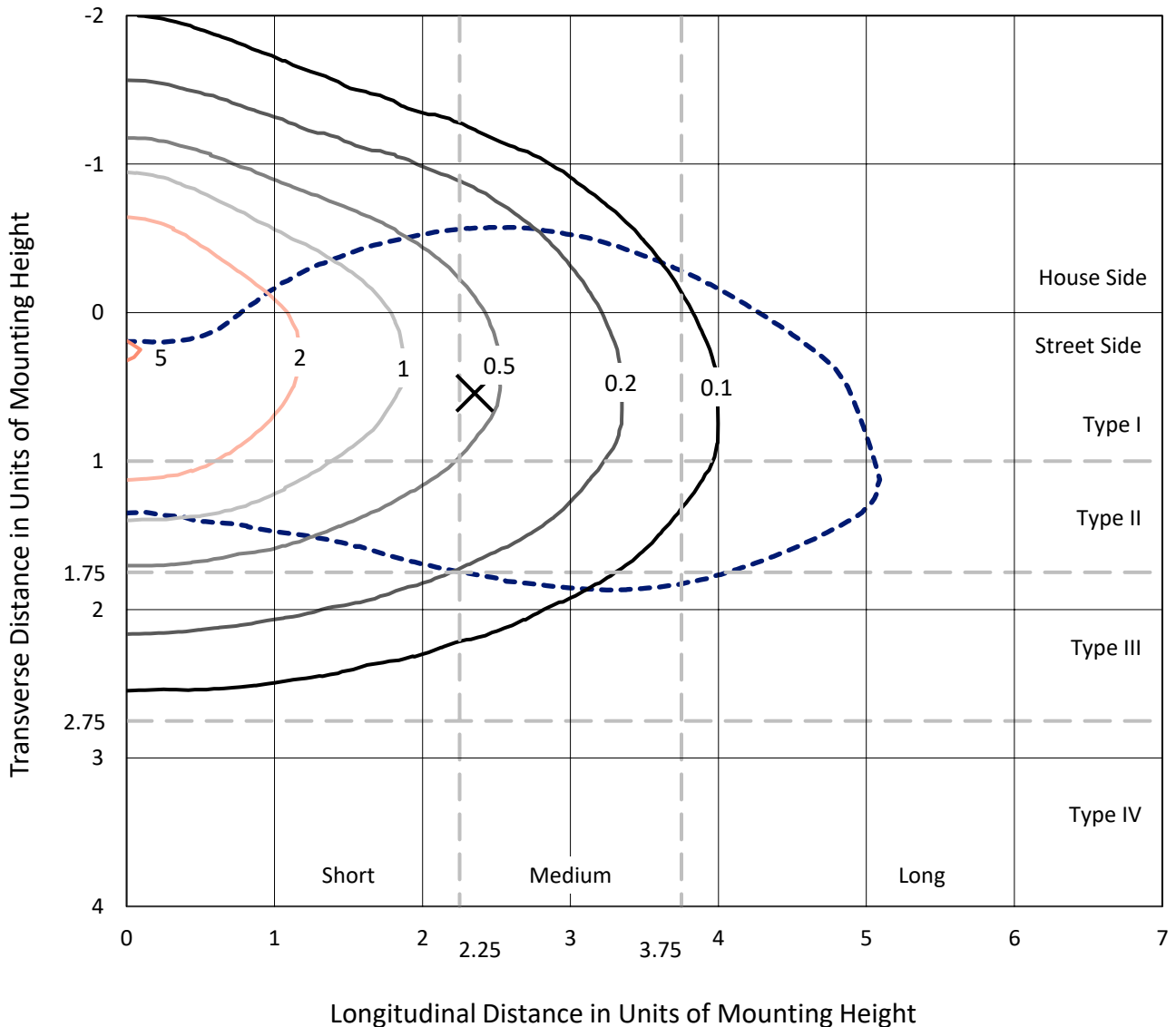
Lumens per Lamp: N/A
Luminaire Lumens: 9415.9 lumens
Efficiency: N/A
Efficacy: 154.4 lumens/watt
Luminous Opening: Rectangular (W 0.67' x L: 0.33' x H: 0')
IES Classification: Type III - Medium
BUG Rating: B2 - U0 - G2

Input Watts (W): 61
Input Voltage (V): 120
Input Current (A_{in}): NR
Voltage Rise (V): NR
Power Factor: 0.99
Total Harmonic Distortion (THDi): 9.89%
Frequency (hertz): 60
Stabilization Time: NR
Operation Time: NR
Ambient Temperature (°C): NR
Test Distance: 24 FT

REPORT NUMBER: P868468
 CATALOG NUMBER: EMM2-HTN-SA2A-740-U-T2U

Iso-Footcandle Lines of Horizontal Illumination

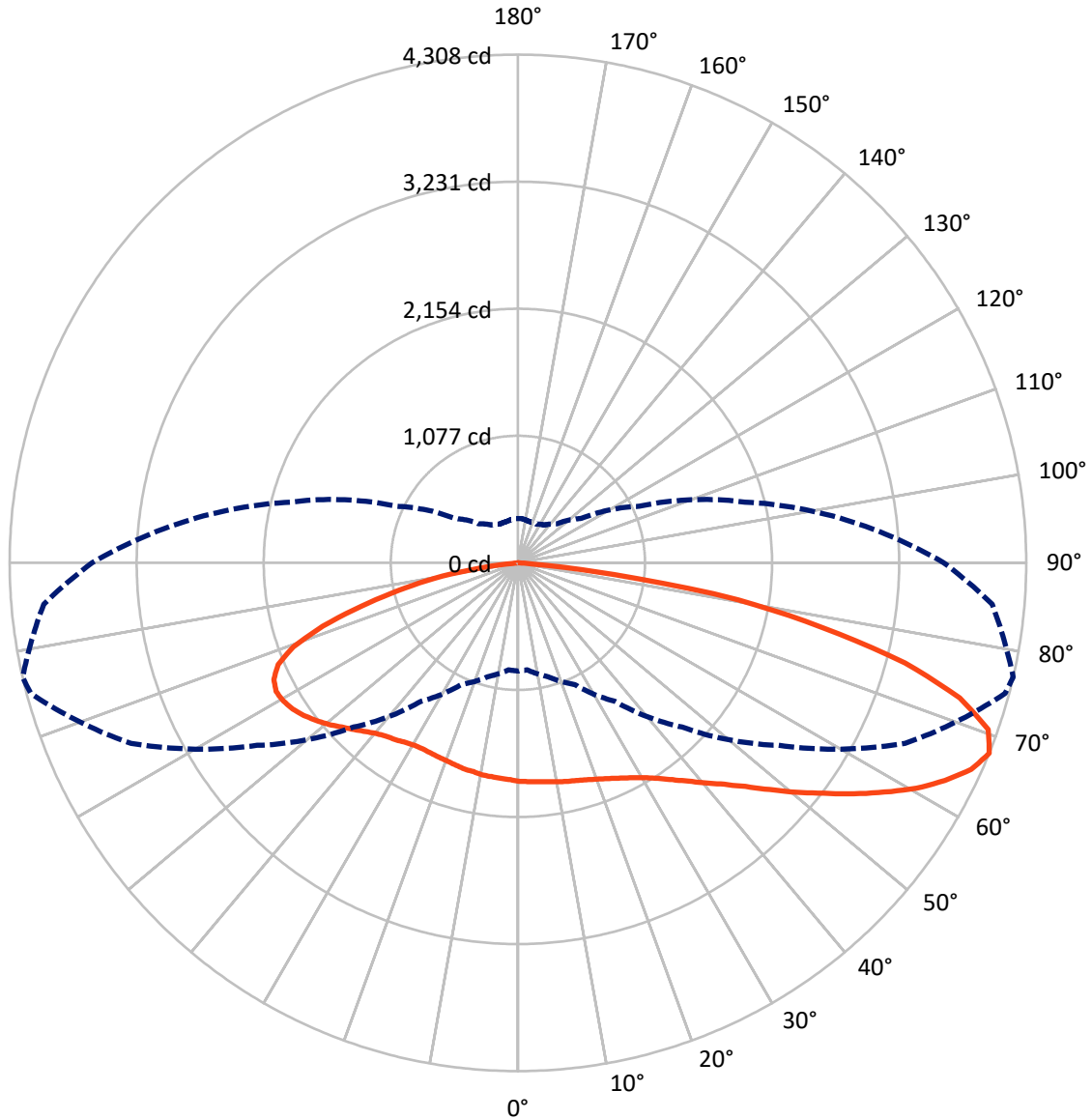
× Max cd
 - - - 1/2 Max cd



Based on 20 foot mounting height. Maximum calculated value = 5.1 fc
 Type III - Medium - N/A

REPORT NUMBER: P868468
CATALOG NUMBER: EMM2-HTN-SA2A-740-U-T2U

Luminous Intensity Polar Plot



— Vertical Plane Through 77-Deg Lateral - - - Horizontal Cone Through 67.5-Deg Vertical

REPORT NUMBER: P868468
 CATALOG NUMBER: EMM2-HTN-SA2A-740-U-T2U

FLUX DISTRIBUTION:

		Downward	Upward	Total
House Side	Lumens	3131.1	0.0	3131.1
	% Fixture	33.3	0.0	33.3
Street Side	Lumens	6284.8	0.0	6284.8
	% Fixture	66.7	0.0	66.7
Total	Lumens	9415.9	0.0	9415.9
	% Fixture	100.0	0.0	100.0

ZONAL LUMENS:

Zone	Lumens	% Fixture
0°-10°	177.9	1.9
10°-20°	539.6	5.7
20°-30°	909.8	9.7
30°-40°	1291.0	13.7
40°-50°	1633.4	17.3
50°-60°	1789.3	19.0
60°-70°	1729.7	18.4
70°-80°	1163.3	12.4
80°-90°	181.8	1.9
90°-100°	0.0	0.0
100°-110°	0.0	0.0
110°-120°	0.0	0.0
120°-130°	0.0	0.0
130°-140°	0.0	0.0
140°-150°	0.0	0.0
150°-160°	0.0	0.0
160°-170°	0.0	0.0
170°-180°	0.0	0.0
0°-90°	9415.9	100.0
0°-180°	9415.9	100.0

Coefficient of Utilization



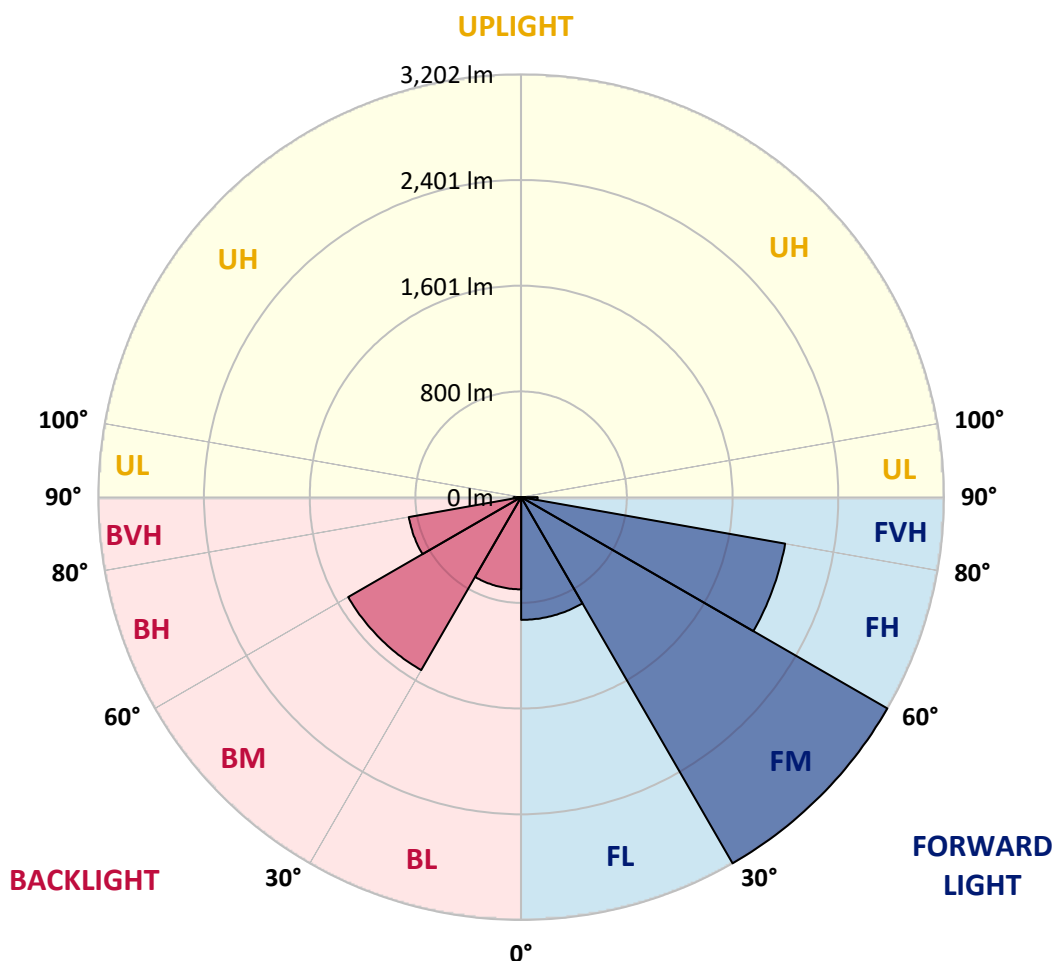
REPORT NUMBER: P868468
 CATALOG NUMBER: EMM2-HTN-SA2A-740-U-T2U

LUMINAIRE CLASSIFICATION SYSTEM LUMEN TABLE AND BUG RATING:

Zone	Lumens	% Fixture	Zone Rating/Lumen Limit		
			B	U	G
FL (0°-30°)	929.4	9.9			
FM (30°-60°)	3201.5	34.0			
FH (60°-80°)	2029.4	21.6			G2/5000
FVH (80°-90°)	124.5	1.3			G2/225
BL (0°-30°)	698.0	7.4	B2/1000		
BM (30°-60°)	1512.2	16.1	B2/2500		
BH (60°-80°)	863.6	9.2	B2/1000		G2/1000
BVH (80°-90°)	57.3	0.6			G1/100
UL (90°-100°)	0.0	0.0		U0/0	
UH (100°-180°)	0.0	0.0		U0/0	

BUG Rating: B2-U0-G2

Type III Medium





REPORT NUMBER: P868468

CATALOG NUMBER: EMM2-HTN-SA2A-740-U-T2U

CANDELA DISTRIBUTION (FULL):

	0°	5°	15°	25°	35°	45°	55°	65°	75°	77°	85°
0°	1851.3	1851.3	1851.3	1851.3	1851.3	1851.3	1851.3	1851.3	1851.3	1851.3	1851.3
2.5°	1892.2	1890.4	1881.1	1884.8	1873.6	1881.1	1869.9	1860.6	1858.7	1856.8	1858.7
5°	1951.8	1942.5	1933.2	1927.6	1918.3	1914.6	1896.0	1877.3	1866.2	1864.3	1860.6
7.5°	2020.7	2017.0	2004.0	1996.5	1970.5	1957.4	1931.3	1897.8	1881.1	1873.6	1864.3
10°	2091.5	2100.8	2084.1	2069.2	2039.4	2011.4	1966.7	1923.9	1890.4	1886.6	1866.2
12.5°	2179.0	2177.2	2166.0	2139.9	2104.5	2065.4	2011.4	1951.8	1907.1	1899.7	1869.9
15°	2257.3	2255.4	2240.5	2216.3	2169.7	2121.3	2048.7	1979.8	1923.9	1912.7	1877.3
17.5°	2329.9	2326.2	2316.9	2290.8	2233.1	2173.5	2102.7	2011.4	1944.4	1931.3	1882.9
20°	2393.2	2397.0	2385.8	2359.7	2305.7	2242.4	2153.0	2052.4	1970.5	1955.6	1899.7
22.5°	2462.1	2464.0	2458.4	2449.1	2380.2	2313.1	2216.3	2099.0	2000.3	1985.4	1918.3
25°	2534.8	2536.6	2540.4	2534.8	2456.5	2383.9	2281.5	2156.7	2041.2	2020.7	1944.4
27.5°	2618.6	2620.4	2627.9	2616.7	2532.9	2456.5	2354.1	2218.2	2084.1	2061.7	1966.7
30°	2713.6	2721.0	2715.4	2711.7	2614.9	2540.4	2426.7	2281.5	2139.9	2112.0	2005.8
32.5°	2827.2	2825.3	2814.1	2803.0	2704.3	2626.0	2508.7	2363.4	2208.8	2177.2	2069.2
35°	2909.1	2909.1	2892.4	2886.8	2795.5	2713.6	2598.1	2454.7	2287.1	2257.3	2136.2
37.5°	2959.4	2966.9	2953.8	2957.5	2870.0	2793.6	2687.5	2547.8	2372.7	2346.7	2218.2
40°	2978.0	2996.7	3007.8	3022.7	2935.2	2870.0	2782.5	2648.4	2482.6	2452.8	2316.9
42.5°	2981.8	3009.7	3048.8	3080.5	2981.8	2927.7	2873.7	2750.8	2590.6	2564.6	2424.9
45°	2963.1	2950.1	3045.1	3048.8	3007.8	2974.3	2953.8	2873.7	2747.1	2704.3	2559.0
47.5°	2821.6	2806.7	2832.8	2952.0	2976.2	2994.8	3035.8	3017.1	2903.5	2870.0	2713.6
50°	2592.5	2585.1	2689.4	2817.9	2897.9	2992.9	3102.8	3155.0	3076.7	3056.3	2909.1
52.5°	2214.4	2193.9	2406.3	2655.8	2795.5	2974.3	3149.4	3296.5	3272.3	3242.5	3076.7
55°	1974.2	1974.2	2117.6	2428.6	2665.1	2907.3	3179.2	3445.5	3488.3	3454.8	3268.6
57.5°	1717.2	1737.6	1886.6	2100.8	2477.0	2784.3	3175.4	3570.3	3696.9	3665.3	3471.6
60°	1497.4	1514.2	1599.8	1815.9	2255.4	2622.3	3134.5	3672.7	3890.6	3879.4	3650.4
62.5°	1273.9	1294.4	1363.3	1566.3	1963.0	2436.1	3048.8	3728.6	4073.1	4062.0	3831.0
65°	1095.1	1097.0	1165.9	1335.4	1670.6	2210.7	2897.9	3717.4	4214.7	4222.1	3983.7
67.5°	916.3	910.7	1000.1	1137.9	1432.2	1968.6	2696.8	3618.7	4274.3	4307.8	4034.0
70°	674.2	681.7	806.4	959.2	1210.6	1689.2	2415.6	3426.9	4177.4	4229.6	3918.6
72.5°	506.6	521.5	642.5	800.8	1011.3	1409.9	2108.3	3093.5	3907.4	3914.8	3566.6
75°	411.6	415.3	523.3	664.9	828.8	1130.5	1693.0	2583.2	3304.0	3389.6	3030.2
77.5°	350.1	346.4	398.6	536.4	668.6	903.3	1275.8	1964.9	2594.4	2633.5	2372.7
80°	298.0	296.1	314.8	433.9	523.3	644.4	873.5	1368.9	1851.3	1894.1	1685.5
82.5°	156.4	167.6	163.9	268.2	296.1	339.0	419.0	622.1	808.3	819.5	774.8
85°	7.4	7.4	7.4	11.2	18.6	29.8	57.7	57.7	63.3	121.1	137.8
87.5°	1.9	1.9	3.7	3.7	3.7	5.6	5.6	7.4	7.4	7.4	7.4
90°	0.0	0.0	0.0	0.0	0.0	0.0	0.0	0.0	0.0	0.0	0.0



REPORT NUMBER: P868468

CATALOG NUMBER: EMM2-HTN-SA2A-740-U-T2U

CANDELA DISTRIBUTION (continued):

	90°	95°	105°	115°	125°	135°	145°	155°	165°	175°	180°
0°	1851.3	1851.3	1851.3	1851.3	1851.3	1851.3	1851.3	1851.3	1851.3	1851.3	1851.3
2.5°	1855.0	1847.5	1836.4	1838.2	1836.4	1836.4	1827.0	1819.6	1817.7	1821.5	1828.9
5°	1856.8	1845.7	1828.9	1823.3	1817.7	1814.0	1799.1	1787.9	1782.3	1786.1	1787.9
7.5°	1856.8	1840.1	1821.5	1810.3	1795.4	1784.2	1767.4	1752.5	1745.1	1747.0	1750.7
10°	1853.1	1834.5	1819.6	1797.2	1773.0	1760.0	1733.9	1715.3	1706.0	1707.9	1698.5
12.5°	1853.1	1832.6	1802.8	1782.3	1748.8	1720.9	1700.4	1679.9	1672.5	1665.0	1661.3
15°	1855.0	1828.9	1799.1	1756.3	1717.2	1687.4	1661.3	1648.3	1637.1	1633.4	1635.2
17.5°	1855.0	1828.9	1784.2	1733.9	1689.2	1652.0	1629.6	1614.7	1611.0	1607.3	1607.3
20°	1864.3	1830.8	1771.2	1711.6	1655.7	1616.6	1596.1	1586.8	1586.8	1581.2	1581.2
22.5°	1879.2	1834.5	1763.7	1693.0	1627.8	1584.9	1562.6	1551.4	1557.0	1553.3	1551.4
25°	1896.0	1847.5	1754.4	1666.9	1590.5	1545.8	1523.5	1516.0	1514.2	1504.8	1517.9
27.5°	1909.0	1856.8	1748.8	1640.8	1557.0	1504.8	1476.9	1463.9	1454.6	1458.3	1454.6
30°	1944.4	1882.9	1750.7	1618.5	1519.7	1456.4	1422.9	1408.0	1404.3	1404.3	1404.3
32.5°	1992.8	1916.4	1763.7	1609.1	1484.4	1409.9	1368.9	1354.0	1350.3	1342.8	1346.5
35°	2054.3	1966.7	1784.2	1594.2	1456.4	1355.9	1311.2	1290.7	1285.1	1277.6	1277.6
37.5°	2123.2	2017.0	1799.1	1586.8	1419.2	1300.0	1249.7	1223.6	1219.9	1212.4	1216.2
40°	2210.7	2085.9	1823.3	1571.9	1376.3	1249.7	1182.6	1139.8	1149.1	1152.8	1160.3
42.5°	2309.4	2173.5	1860.6	1557.0	1342.8	1197.5	1098.8	1056.0	1067.2	1063.4	1070.9
45°	2443.5	2275.9	1907.1	1551.4	1301.8	1134.2	1013.2	964.7	961.0	955.4	959.2
47.5°	2583.2	2398.8	1951.8	1540.2	1257.1	1056.0	916.3	854.9	840.0	832.5	825.1
50°	2728.5	2521.7	2004.0	1532.8	1197.5	968.5	819.5	748.7	720.8	711.4	702.1
52.5°	2892.4	2654.0	2048.7	1514.2	1132.4	877.2	731.9	651.9	620.2	601.6	603.4
55°	3065.6	2775.0	2089.6	1491.8	1057.9	791.5	644.4	577.4	545.7	540.1	540.1
57.5°	3225.7	2899.8	2119.4	1452.7	983.4	707.7	571.8	514.0	499.1	506.6	506.6
60°	3389.6	3000.4	2134.3	1409.9	907.0	637.0	521.5	474.9	467.5	482.4	484.2
62.5°	3521.9	3080.5	2130.6	1350.3	823.2	575.5	473.1	435.8	439.5	465.6	471.2
65°	3616.8	3119.6	2084.1	1260.9	743.1	521.5	430.2	394.8	394.8	413.5	419.0
67.5°	3609.4	3069.3	1990.9	1136.1	657.4	467.5	391.1	363.2	363.2	376.2	374.3
70°	3456.7	2896.1	1814.0	985.2	573.6	420.9	357.6	337.1	335.2	340.8	339.0
72.5°	3089.8	2544.1	1538.4	813.9	495.4	374.3	324.1	305.4	301.7	294.3	288.7
75°	2549.7	2089.6	1201.3	648.1	419.0	329.7	292.4	275.6	260.7	270.1	264.5
77.5°	1977.9	1603.6	894.0	502.9	340.8	286.8	260.7	242.1	238.4	271.9	260.7
80°	1443.4	1108.1	631.4	359.4	264.5	232.8	217.9	203.0	257.0	344.6	342.7
82.5°	640.7	534.5	288.7	171.3	122.9	102.4	85.7	96.8	162.0	158.3	163.9
85°	57.7	59.6	31.7	20.5	13.0	11.2	7.4	7.4	5.6	5.6	5.6
87.5°	7.4	7.4	5.6	5.6	3.7	3.7	3.7	3.7	1.9	1.9	1.9
90°	0.0	0.0	0.0	0.0	0.0	0.0	0.0	0.0	0.0	0.0	0.0

LM-79-2019: Approved Method: Electrical and Photometric Measurements of Solid-
State Lighting Products

Report Prepared for

Cooper Lighting Solutions

Streetworks

Report Number: SP1-2407-157-5

Test Date: 08/07/2024

Luminaire Tested: MEM2-HTN-SA-40-740-U-5WQ-2

Data in this report applies to families of products including MEM2-HTN-SA-40-740-U-5WQ-2

Test Information

Test Method: LM-79-2019
 Report Number: SP1-2407-157-5
 Test Lab: COOPER LIGHTING SOLUTIONS
 Photometer: SP1 - 76IN SPHERE
 Measurement Geometry: 4π
 Issue Date: 08/20/2024
 Manufacturer: COOPER LIGHTING SOLUTIONS
 Product Line: Streetworks
 Catalog Number: **MEM2-HTN-SA-40-740-U-5WQ-2**
 Description: Epic Modern Light Square 40W 5WQ Optic and Flare Trim

Spectral Parameters

CCT (K): 3915
 CIE u': 0.2262
 CIE v': 0.5044
 Duv: 0.0010
 CIE x: 0.3850
 CIE y: 0.3816
 CIE z: 0.2334
 Peak Wavelength (nm): 449
 Dominant Wavelength (nm): 578
 Purity: 30.05482
 Rf: 73.2
 Rg: 93.9

CRI (Ra):	71.0		
R1:	67.6	R9:	-38.4
R2:	78.3	R10:	48.9
R3:	87.1	R11:	65.3
R4:	69.7	R12:	40.4
R5:	67.4	R13:	69.3
R6:	69.3	R14:	92.6
R7:	79.7	R15:	59.9
R8:	48.7		



Test Conditions

Stabilization Time: 21M
 Operation Time: 1H 21M
 Sphere Temperature (°C): 24.2

REPORT NUMBER: SP1-2407-157-5

Measurement and Test Equipment			
Instrument	Identification Number	Calibration Date	Calibration Due Date
Photometer	IN0058	6/18/2024	12/18/2024
Power Meter	INXT2011004	2/8/2024	2/8/2025
AC Power Source	IN0063	10/24/2023	10/24/2024
DC Power Source	IN0208	10/24/2023	10/24/2024
Sphere Thermometer	IN0085	10/24/2023	10/24/2024
Room Thermometer	IN0046	10/24/2023	10/24/2024

REPORT NUMBER: SP1-2407-157-5

CIE 1931 Chromaticity Diagram



CIE 1931 Chromaticity Diagram with 2017 ANSI 7-Step and 4-Step Quadrangles



CCT = 3915K
 CIE x = 0.3850
 CIE y = 0.3816
 Duv = 0.0010

Point lies inside the ANSI 4000K 4-step quadrangle

REPORT NUMBER: SP1-2407-157-5

Photopic Flux vs. Wavelength



Photopic Lumens: NR

λ (nm)	Power W [^] /nm	Lumens (φ/nm)	λ (nm)	Power W [^] /nm	Lumens (φ/nm)	λ (nm)	Power W [^] /nm	Lumens (φ/nm)	λ (nm)	Power W [^] /nm	Lumens (φ/nm)	λ (nm)	Power W [^] /nm	Lumens (φ/nm)
360	0	NR	490	112	NR	620	618	NR	750	15	NR	880	0	NR
365	0	NR	495	153	NR	625	563	NR	755	13	NR	885	0	NR
370	0	NR	500	216	NR	630	510	NR	760	11	NR	890	0	NR
375	0	NR	505	291	NR	635	456	NR	765	9	NR	895	0	NR
380	0	NR	510	366	NR	640	407	NR	770	8	NR	900	0	NR
385	0	NR	515	436	NR	645	359	NR	775	7	NR	905	0	NR
390	0	NR	520	492	NR	650	316	NR	780	6	NR	910	0	NR
395	2	NR	525	536	NR	655	277	NR	785	5	NR	915	0	NR
400	4	NR	530	567	NR	660	240	NR	790	4	NR	920	0	NR
405	7	NR	535	596	NR	665	208	NR	795	4	NR	925	0	NR
410	12	NR	540	619	NR	670	179	NR	800	3	NR	930	0	NR
415	25	NR	545	644	NR	675	154	NR	805	3	NR	935	0	NR
420	51	NR	550	671	NR	680	133	NR	810	3	NR	940	0	NR
425	100	NR	555	701	NR	685	114	NR	815	2	NR	945	0	NR
430	180	NR	560	735	NR	690	98	NR	820	2	NR	950	0	NR
435	315	NR	565	768	NR	695	83	NR	825	2	NR	955	0	NR
440	514	NR	570	798	NR	700	71	NR	830	1	NR	960	0	NR
445	828	NR	575	825	NR	705	61	NR	835	1	NR	965	0	NR
450	992	NR	580	843	NR	710	52	NR	840	1	NR	970	0	NR
455	652	NR	585	848	NR	715	44	NR	845	1	NR	975	0	NR
460	382	NR	590	844	NR	720	38	NR	850	1	NR	980	0	NR
465	282	NR	595	826	NR	725	32	NR	855	1	NR	985	0	NR
470	180	NR	600	800	NR	730	28	NR	860	1	NR	990	0	NR
475	119	NR	605	762	NR	735	24	NR	865	1	NR	995	0	NR
480	101	NR	610	719	NR	740	20	NR	870	1	NR	1000	0	NR
485	98	NR	615	669	NR	745	17	NR	875	0	NR			

REPORT NUMBER: SP1-2407-157-5

Scotopic Flux vs. Wavelength



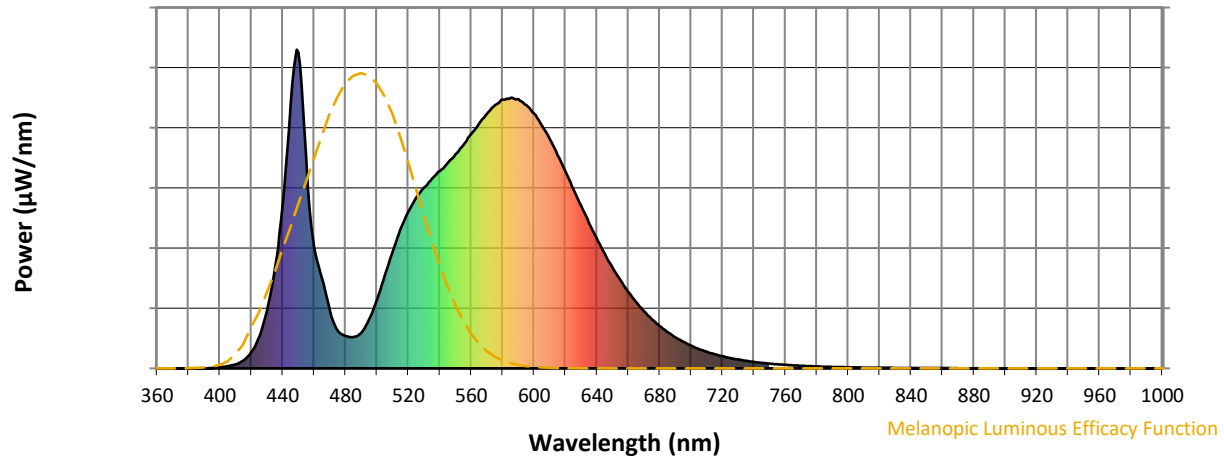
Scotopic Lumens: NR

S/P: 1.49

λ (nm)	Power W [^] /nm	Lumens (φ/nm)	λ (nm)	Power W [^] /nm	Lumens (φ/nm)	λ (nm)	Power W [^] /nm	Lumens (φ/nm)	λ (nm)	Power W [^] /nm	Lumens (φ/nm)	λ (nm)	Power W [^] /nm	Lumens (φ/nm)
360	0	NR	490	112	NR	620	618	NR	750	15	NR	880	0	NR
365	0	NR	495	153	NR	625	563	NR	755	13	NR	885	0	NR
370	0	NR	500	216	NR	630	510	NR	760	11	NR	890	0	NR
375	0	NR	505	291	NR	635	456	NR	765	9	NR	895	0	NR
380	0	NR	510	366	NR	640	407	NR	770	8	NR	900	0	NR
385	0	NR	515	436	NR	645	359	NR	775	7	NR	905	0	NR
390	0	NR	520	492	NR	650	316	NR	780	6	NR	910	0	NR
395	2	NR	525	536	NR	655	277	NR	785	5	NR	915	0	NR
400	4	NR	530	567	NR	660	240	NR	790	4	NR	920	0	NR
405	7	NR	535	596	NR	665	208	NR	795	4	NR	925	0	NR
410	12	NR	540	619	NR	670	179	NR	800	3	NR	930	0	NR
415	25	NR	545	644	NR	675	154	NR	805	3	NR	935	0	NR
420	51	NR	550	671	NR	680	133	NR	810	3	NR	940	0	NR
425	100	NR	555	701	NR	685	114	NR	815	2	NR	945	0	NR
430	180	NR	560	735	NR	690	98	NR	820	2	NR	950	0	NR
435	315	NR	565	768	NR	695	83	NR	825	2	NR	955	0	NR
440	514	NR	570	798	NR	700	71	NR	830	1	NR	960	0	NR
445	828	NR	575	825	NR	705	61	NR	835	1	NR	965	0	NR
450	992	NR	580	843	NR	710	52	NR	840	1	NR	970	0	NR
455	652	NR	585	848	NR	715	44	NR	845	1	NR	975	0	NR
460	382	NR	590	844	NR	720	38	NR	850	1	NR	980	0	NR
465	282	NR	595	826	NR	725	32	NR	855	1	NR	985	0	NR
470	180	NR	600	800	NR	730	28	NR	860	1	NR	990	0	NR
475	119	NR	605	762	NR	735	24	NR	865	1	NR	995	0	NR
480	101	NR	610	719	NR	740	20	NR	870	1	NR	1000	0	NR
485	98	NR	615	669	NR	745	17	NR	875	0	NR			

REPORT NUMBER: SP1-2407-157-5

Melanopic Flux vs. Wavelength



Melanopic Lumens: NR

M/P: 2.88

λ (nm)	Power W [^] /nm	Lumens (φ/nm)	λ (nm)	Power W [^] /nm	Lumens (φ/nm)	λ (nm)	Power W [^] /nm	Lumens (φ/nm)	λ (nm)	Power W [^] /nm	Lumens (φ/nm)	λ (nm)	Power W [^] /nm	Lumens (φ/nm)
360	0	NR	490	112	NR	620	618	NR	750	15	NR	880	0	NR
365	0	NR	495	153	NR	625	563	NR	755	13	NR	885	0	NR
370	0	NR	500	216	NR	630	510	NR	760	11	NR	890	0	NR
375	0	NR	505	291	NR	635	456	NR	765	9	NR	895	0	NR
380	0	NR	510	366	NR	640	407	NR	770	8	NR	900	0	NR
385	0	NR	515	436	NR	645	359	NR	775	7	NR	905	0	NR
390	0	NR	520	492	NR	650	316	NR	780	6	NR	910	0	NR
395	2	NR	525	536	NR	655	277	NR	785	5	NR	915	0	NR
400	4	NR	530	567	NR	660	240	NR	790	4	NR	920	0	NR
405	7	NR	535	596	NR	665	208	NR	795	4	NR	925	0	NR
410	12	NR	540	619	NR	670	179	NR	800	3	NR	930	0	NR
415	25	NR	545	644	NR	675	154	NR	805	3	NR	935	0	NR
420	51	NR	550	671	NR	680	133	NR	810	3	NR	940	0	NR
425	100	NR	555	701	NR	685	114	NR	815	2	NR	945	0	NR
430	180	NR	560	735	NR	690	98	NR	820	2	NR	950	0	NR
435	315	NR	565	768	NR	695	83	NR	825	2	NR	955	0	NR
440	514	NR	570	798	NR	700	71	NR	830	1	NR	960	0	NR
445	828	NR	575	825	NR	705	61	NR	835	1	NR	965	0	NR
450	992	NR	580	843	NR	710	52	NR	840	1	NR	970	0	NR
455	652	NR	585	848	NR	715	44	NR	845	1	NR	975	0	NR
460	382	NR	590	844	NR	720	38	NR	850	1	NR	980	0	NR
465	282	NR	595	826	NR	725	32	NR	855	1	NR	985	0	NR
470	180	NR	600	800	NR	730	28	NR	860	1	NR	990	0	NR
475	119	NR	605	762	NR	735	24	NR	865	1	NR	995	0	NR
480	101	NR	610	719	NR	740	20	NR	870	1	NR	1000	0	NR
485	98	NR	615	669	NR	745	17	NR	875	0	NR			

Summary

$R_f = 73.2$
 $R_g = 93.9$
 CIE $R_a = 71.0$
 $R_g = -38.4$



Color Vector Graphics



Individual Sample Fidelity Index ($R_{f,i}$)

CES01 = 85	CES26 = 61	CES51 = 88	CES76 = 50
CES02 = 61	CES27 = 88	CES52 = 87	CES77 = 69
CES03 = 30	CES28 = 81	CES53 = 77	CES78 = 53
CES04 = 70	CES29 = 65	CES54 = 84	CES79 = 81
CES05 = 47	CES30 = 81	CES55 = 83	CES80 = 78
CES06 = 50	CES31 = 69	CES56 = 73	CES81 = 77
CES07 = 40	CES32 = 60	CES57 = 72	CES82 = 91
CES08 = 39	CES33 = 76	CES58 = 73	CES83 = 89
CES09 = 29	CES34 = 70	CES59 = 85	CES84 = 86
CES10 = 74	CES35 = 83	CES60 = 89	CES85 = 77
CES11 = 57	CES36 = 91	CES61 = 81	CES86 = 71
CES12 = 63	CES37 = 79	CES62 = 85	CES87 = 76
CES13 = 42	CES38 = 92	CES63 = 72	CES88 = 80
CES14 = 74	CES39 = 96	CES64 = 64	CES89 = 70
CES15 = 71	CES40 = 91	CES65 = 61	CES90 = 79
CES16 = 46	CES41 = 93	CES66 = 57	CES91 = 74
CES17 = 49	CES42 = 80	CES67 = 54	CES92 = 57
CES18 = 56	CES43 = 76	CES68 = 63	CES93 = 74
CES19 = 72	CES44 = 99	CES69 = 73	CES94 = 51
CES20 = 65	CES45 = 85	CES70 = 55	CES95 = 65
CES21 = 86	CES46 = 82	CES71 = 48	CES96 = 76
CES22 = 78	CES47 = 86	CES72 = 83	CES97 = 84
CES23 = 92	CES48 = 77	CES73 = 45	CES98 = 75
CES24 = 91	CES49 = 80	CES74 = 93	CES99 = 62
CES25 = 72	CES50 = 88	CES75 = 51	



Color Rendition by Hue-Angle Bin



Measure Comparisons



(END OF REPORT)